



Grid Roll: Users Guide



Version 4.2.1 Edition



Grid Roll: Users Guide :

Version 4.2.1 Edition

Published Sep 2006

Copyright © 2006 University of California

This document is subject to the Rocks License (see Appendix A: Rocks Copyright).

Table of Contents

Preface	i
1. Overview	1
2. Installing	2
2.1. Use the Correct Hostname.....	2
2.2. On a New Server	2
2.3. On an Existing Server.....	2
2.4. Root Login.....	3
2.5. Globus Usage Statistics	3
3. Using	5
3.1. Managing Certificates	5
3.2. Using Certificates	6
3.3. Testing	7
A. Rocks Copyright	9
B. Third Party Copyrights and Licenses	10
B.1. Globus Toolkit	10

List of Tables

1-1. Summary..... 1
1-2. Roll Compatibility 1

Preface

The Rocks Grid Roll is based on Globus 4.0.3 (GT4).

Chapter 1. Overview

Table 1-1. Summary

Name	
Version	4.2.1
Maintained By	Rocks Group
Architecture	i386, x86_64, ia64
Compatible with Rocks	4.2.1

Table 1-2. Roll Compatibility

Roll	Requires ^a	Optional ^b	Conflicts
area51		X	
base	X		
bio		X	
condor		X	
ganglia		X	
grid	X		
hpc	X		
java		X	
kernel	X		
os (disk 1)	X		
os (disk 2)	X		
os (disk 3)		X	
os (disk 4)		X	
pbs		X	
sge		X	
viz		X	
web-server		X	

Notes:

- a. You may also substitute your own OS CDs for the Rocks OS Roll CDs. In this case you must use all the CDs from your distribution and not use any of the Rocks OS Roll CDs.
- b. Only Rolls that have been verified as compatible with this Roll are listed. Other Rolls will likely work, but have not been tested by the maintainer of this Roll.

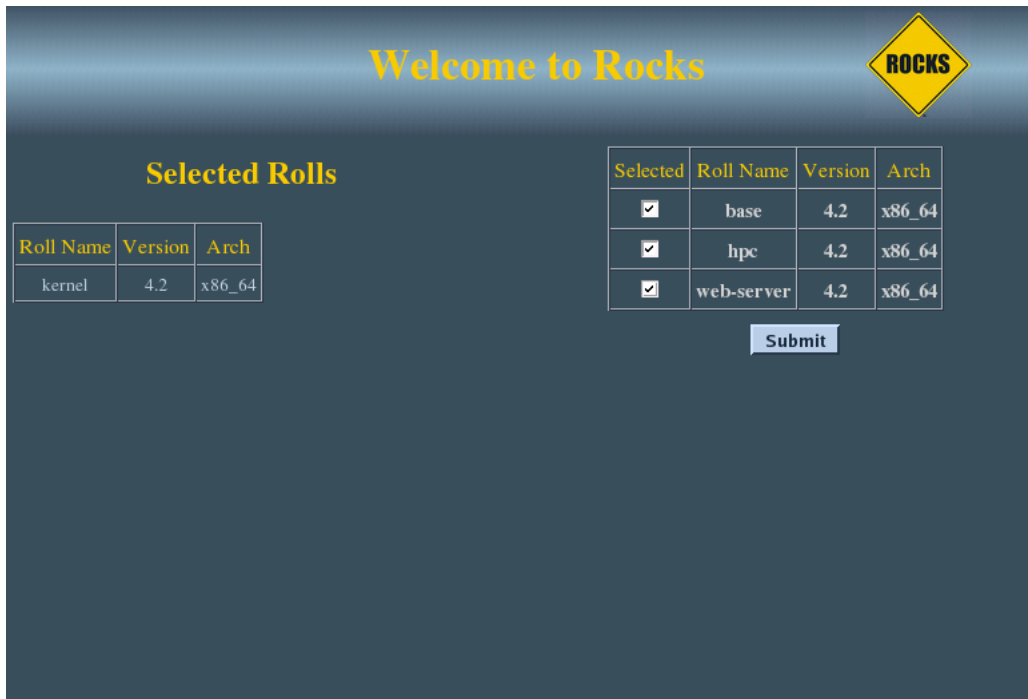
Chapter 2. Installing

2.1. Use the Correct Hostname

Globus and its openssl-based PKI tools require the hostname of your server to be the primary DNS fully-qualified domain name. You may also not name use DNS aliases, or an abbreviated hostname. This is because all certificate checks do a reverse DNS lookup and must resolve to the correct distinguished name (DN) used to build the certificate. To insure you configure your server correctly use the FQDN of your machine for the hostname when prompted during the Rocks installation.

2.2. On a New Server

The Roll should be installed during the initial installation of your server (or cluster). This procedure is documented in section 1.2 of the Rocks usersguide. You should select the Roll from the list of available rolls when you see a screen similiary to the one below.



2.3. On an Existing Server

The Roll may also be added onto an existing server (or frontend). For sake of discussion, assume that you have an iso image of the roll called `.iso`. The following procedure will install the Roll, and after the server reboots the Roll

should be fully installed and configured.

```
$ su - root
# mount -o loop .iso /mnt/cdrom
# cd /home/install
# rocks-dist --install copyroll
# umount /mnt/cdrom
# rocks-dist dist
# kroll | bash
# init 6
```

2.4. Root Login

The Grid Roll installs the Globus Simple Certificate Authority (CA), to allow you to generate, and manage certificates. The first time you log into the Frontend as root you will be prompted for the passphrase for your newly installed CA. This passphrase should be secure, and different from your root account password.

```
Enter CA passphrase:
Enter CA passphrase (again):
Installing Globus CA (takes a few minutes)
Done.
Stopping xinetd:                [ OK ]
Starting xinetd:                [ OK ]
Stopping MDS                    [ OK ]
Starting MDS                    [ OK ]
```



You must configure the Simple CA, even if you wish to use an different CA system. After providing a passphrase, you may modify your Globus configuration to use your preferred CA system. The Simple CA is provided as a starting point, for users to setup there own grid testbeds quickly as possible. Production grids may require a different CA configuration.

2.5. Globus Usage Statistics

The Globus Team has a policy¹ of collecting usage statistics from all installations of Globus. The version of Globus on this roll is configured by default to opt-in for this reporting from your system. If you wish to opt-out of this you must reconfigure the firewall rules on your frontend. Edit the file `/etc/sysconfig/iptables` and a new **DROP** in the following section of the file.

```
*filter
:INPUT ACCEPT [0:0]
:FORWARD DROP [0:0]
:OUTPUT ACCEPT [0:0]
```



```
# Preamble
-A FORWARD -i eth1 -o eth0 -m state --state NEW,RELATED,ESTABLISHED -j ACCEPT
-A FORWARD -i eth0 -j ACCEPT
-A INPUT -i eth0 -j ACCEPT
-A INPUT -i lo -j ACCEPT

# Disable Globus Usage Statistics Reporting from this host
-A OUTPUT -d usage-stats.globus.org -j DROP
```

Notes

1. http://www-unix.globus.org/toolkit/docs/4.0/Usage_Stats.html

Chapter 3. Using

3.1. Managing Certificates

This section discusses how to use the Globus Simple CA, and Rocks software to manage user certificates. If you plan to use a different CA system please refer to the documentation for that CA.

Creating a Globus User Certificate, regardless of the CA system, involves the following steps:

1. User creates a certificate request.
2. Certificate Request is sent to the CA system. The Grid Roll skips this step, and the root account directly reads the Certificate Request out of the user's home directories.
3. The CA system creates a Globus User Certificate and returns it to the user.

The advantage of using the Simple CA (and the Rocks Grid Roll) to provide CA services is that these steps can be completed in minutes, rather than the standard practice of waiting hours to days for a certificate.

3.1.1. Requesting a Certificate

Users may request certificates using the Globus command **grid-cert-request**. In the following sample output a certificate request is generated for the user with a Common Name (CN) of "Spaceman Spiff". The rest of the DN is picked up from the configuration of the CA, which was done at installation time.



Although the **grid-cert-request** command instructs that you email you certificate request this step is not necessary when using the Grid Roll.

```
$ grid-cert-request
Enter your name, e.g., John Smith: Spaceman Spiff
A certificate request and private key is being created.
You will be asked to enter a PEM pass phrase.
This pass phrase is akin to your account password,
and is used to protect your key file.
If you forget your pass phrase, you will need to
obtain a new certificate.

Using configuration from /etc/grid-security/globus-user-ssl.conf
Generating a 1024 bit RSA private key
.....++++++
.....++++++
writing new private key to '/home/gridboy/.globus/userkey.pem'
Enter PEM pass phrase:
Verifying password - Enter PEM pass phrase:
```

you are about to be asked to enter information that will be incorporated into your certificate request.

What you are about to enter is what is called a Distinguished Name or a DN.

There are quite a few fields but you can leave some blank

For some fields there will be a default value,

If you enter '.', the field will be left blank.

Level 0 Organization [Grid]:Level 0 Organizational Unit [San Diego Supercomputer Center]:Level 1 Org

A private key and a certificate request has been generated with the subject:

```
/O=Grid/OU=San Diego Supercomputer Center/OU=rocks12.sdsc.edu/OU=sdsc.edu/CN=Spaceman Spiff
```

If the CN=Spaceman Spiff is not appropriate, rerun this

script with the `-force -cn "Common Name"` options.

Your private key is stored in `/home/gridboy/.globus/userkey.pem`

Your request is stored in `/home/gridboy/.globus/usercert_request.pem`

Please e-mail the request to the Globus Simple CA root

You may use a command similar to the following:

```
cat /home/gridboy/.globus/usercert_request.pem | mail root
```

Only use the above if this machine can send AND receive e-mail. if not, please mail using some other method.

Your certificate will be mailed to you within two working days.

If you receive no response, contact Globus Simple CA at root

3.1.2. Creating User Certificates

Only the root account is permitted to issue user certificates using the locally installed Simple CA. After one, or more, users have run **grid-cert-request**, the root user must log in and run **local-ca-sign**. In the following example, a certificate request is found, a certificate issued, and the grid-mapfile populated with an entry for the user.

```
# local-ca-sign
```

```
Enter CA passphrase:
```

```
Enter password for the CA key:
```

```
The new signed certificate is at: /root/.globus/simpleCA//newcerts/03.pem
```

```
/etc/grid-security/grid-mapfile does not exist... Attempting to create /etc/grid-security/grid-mapfi
```

```
(1) entry added
```

3.2. Using Certificates

You can verify Globus is correctly installed by running a few simple Globus commands from your Frontend. Although this is only a simple loopback-grid this will verify the installation. The following will run `grid-hostname` over loopback on your Frontend node.

1. Create a proxy certificate.

```
$ grid-proxy-init
Your identity: /O=Grid/OU=San Diego Supercomputer Center/OU=rocks12.sdsc.edu/OU=sdsc.edu/CN=Space
Enter GRID pass phrase for this identity:
Creating proxy ..... Done
Your proxy is valid until: Tue Sep  9 10:53:51 2003
```

2. Run `hostname` over Globus

```
$ globus-job-run localhost /bin/hostname
rocks12.sdsc.edu
```

To start building a grid you will need to exchange certificate and grid-mapfile information with other hosts and users. Please visit the Globus site documentation¹ to learn how to do this.

3.3. Testing

1. Login to the frontend as a non-root user and create a certificate for that user by executing:

```
$ grid-cert-request
```

2. Now you'll sign the certificate. Logout as the user and login back in as root and execute:

```
# local-ca-sign
```

3. Now you'll need to log back in as a non-root user in order to run the following test job:

```
$ grid-proxy-init
$ globus-job-run localhost /bin/hostname
```

This should output the hostname for the frontend.

If you installed the SGE roll, then you can test the SGE/Grid roll integration by using Globus to submit an interactive job to SGE:

```
$ globus-job-run localhost/jobmanager-sge /bin/hostname
```

This should return the name of one of the compute nodes.

Notes

1. <http://www-unix.globus.org/toolkit/documentation.html>

Appendix A. Rocks Copyright

Appendix B. Third Party Copyrights and Licenses

This section enumerates the licenses from all the third party software components of this Roll. A "best effort" attempt has been made to insure the complete and current licenses are listed. In the case of errors or omissions please contact the maintainer of this Roll. For more information on the licenses of any components please consult with the original author(s) or see the Rocks CVS repository¹.

B.1. Globus Toolkit

The following is the software license for the version of Globus included in this Roll. Globus also is subject to dozens of third party licenses, please see their site² for a complete list of licenses.

Apache License
Version 2.0, January 2004
<http://www.apache.org/licenses/>

TERMS AND CONDITIONS FOR USE, REPRODUCTION, AND DISTRIBUTION

1. Definitions.

"License" shall mean the terms and conditions for use, reproduction, and distribution as defined by Sections 1 through 9 of this document.

"Licensor" shall mean the copyright owner or entity authorized by the copyright owner that is granting the License.

"Legal Entity" shall mean the union of the acting entity and all other entities that control, are controlled by, or are under common control with that entity. For the purposes of this definition, "control" means (i) the power, direct or indirect, to cause the direction or management of such entity, whether by contract or otherwise, or (ii) ownership of fifty percent (50%) or more of the outstanding shares, or (iii) beneficial ownership of such entity.

"You" (or "Your") shall mean an individual or Legal Entity exercising permissions granted by this License.

"Source" form shall mean the preferred form for making modifications, including but not limited to software source code, documentation source, and configuration files.

"Object" form shall mean any form resulting from mechanical transformation or translation of a Source form, including but not limited to compiled object code, generated documentation, and conversions to other media types.

"Work" shall mean the work of authorship, whether in Source or

Object form, made available under the License, as indicated by a copyright notice that is included in or attached to the work (an example is provided in the Appendix below).

"Derivative Works" shall mean any work, whether in Source or Object form, that is based on (or derived from) the Work and for which the editorial revisions, annotations, elaborations, or other modifications represent, as a whole, an original work of authorship. For the purposes of this License, Derivative Works shall not include works that remain separable from, or merely link (or bind by name) to the interfaces of, the Work and Derivative Works thereof.

"Contribution" shall mean any work of authorship, including the original version of the Work and any modifications or additions to that Work or Derivative Works thereof, that is intentionally submitted to Licensor for inclusion in the Work by the copyright owner or by an individual or Legal Entity authorized to submit on behalf of the copyright owner. For the purposes of this definition, "submitted" means any form of electronic, verbal, or written communication sent to the Licensor or its representatives, including but not limited to communication on electronic mailing lists, source code control systems, and issue tracking systems that are managed by, or on behalf of, the Licensor for the purpose of discussing and improving the Work, but excluding communication that is conspicuously marked or otherwise designated in writing by the copyright owner as "Not a Contribution."

"Contributor" shall mean Licensor and any individual or Legal Entity on behalf of whom a Contribution has been received by Licensor and subsequently incorporated within the Work.

2. Grant of Copyright License. Subject to the terms and conditions of this License, each Contributor hereby grants to You a perpetual, worldwide, non-exclusive, no-charge, royalty-free, irrevocable copyright license to reproduce, prepare Derivative Works of, publicly display, publicly perform, sublicense, and distribute the Work and such Derivative Works in Source or Object form.
3. Grant of Patent License. Subject to the terms and conditions of this License, each Contributor hereby grants to You a perpetual, worldwide, non-exclusive, no-charge, royalty-free, irrevocable (except as stated in this section) patent license to make, have made, use, offer to sell, sell, import, and otherwise transfer the Work, where such license applies only to those patent claims licensable by such Contributor that are necessarily infringed by their Contribution(s) alone or by combination of their Contribution(s) with the Work to which such Contribution(s) was submitted. If You institute patent litigation against any entity (including a cross-claim or counterclaim in a lawsuit) alleging that the Work or a Contribution incorporated within the Work constitutes direct or contributory patent infringement, then any patent licenses granted to You under this License for that Work shall terminate as of the date such litigation is filed.

4. Redistribution. You may reproduce and distribute copies of the Work or Derivative Works thereof in any medium, with or without modifications, and in Source or Object form, provided that You meet the following conditions:
 - (a) You must give any other recipients of the Work or Derivative Works a copy of this License; and
 - (b) You must cause any modified files to carry prominent notices stating that You changed the files; and
 - (c) You must retain, in the Source form of any Derivative Works that You distribute, all copyright, patent, trademark, and attribution notices from the Source form of the Work, excluding those notices that do not pertain to any part of the Derivative Works; and
 - (d) If the Work includes a "NOTICE" text file as part of its distribution, then any Derivative Works that You distribute must include a readable copy of the attribution notices contained within such NOTICE file, excluding those notices that do not pertain to any part of the Derivative Works, in at least one of the following places: within a NOTICE text file distributed as part of the Derivative Works; within the Source form or documentation, if provided along with the Derivative Works; or, within a display generated by the Derivative Works, if and wherever such third-party notices normally appear. The contents of the NOTICE file are for informational purposes only and do not modify the License. You may add Your own attribution notices within Derivative Works that You distribute, alongside or as an addendum to the NOTICE text from the Work, provided that such additional attribution notices cannot be construed as modifying the License.

You may add Your own copyright statement to Your modifications and may provide additional or different license terms and conditions for use, reproduction, or distribution of Your modifications, or for any such Derivative Works as a whole, provided Your use, reproduction, and distribution of the Work otherwise complies with the conditions stated in this License.

5. Submission of Contributions. Unless You explicitly state otherwise, any Contribution intentionally submitted for inclusion in the Work by You to the Licensor shall be under the terms and conditions of this License, without any additional terms or conditions. Notwithstanding the above, nothing herein shall supersede or modify the terms of any separate license agreement you may have executed with Licensor regarding such Contributions.
6. Trademarks. This License does not grant permission to use the trade names, trademarks, service marks, or product names of the Licensor, except as required for reasonable and customary use in describing the origin of the Work and reproducing the content of the NOTICE file.

7. Disclaimer of Warranty. Unless required by applicable law or agreed to in writing, Licensor provides the Work (and each Contributor provides its Contributions) on an "AS IS" BASIS, WITHOUT WARRANTIES OR CONDITIONS OF ANY KIND, either express or implied, including, without limitation, any warranties or conditions of TITLE, NON-INFRINGEMENT, MERCHANTABILITY, or FITNESS FOR A PARTICULAR PURPOSE. You are solely responsible for determining the appropriateness of using or redistributing the Work and assume any risks associated with Your exercise of permissions under this License.
8. Limitation of Liability. In no event and under no legal theory, whether in tort (including negligence), contract, or otherwise, unless required by applicable law (such as deliberate and grossly negligent acts) or agreed to in writing, shall any Contributor be liable to You for damages, including any direct, indirect, special, incidental, or consequential damages of any character arising as a result of this License or out of the use or inability to use the Work (including but not limited to damages for loss of goodwill, work stoppage, computer failure or malfunction, or any and all other commercial damages or losses), even if such Contributor has been advised of the possibility of such damages.
9. Accepting Warranty or Additional Liability. While redistributing the Work or Derivative Works thereof, You may choose to offer, and charge a fee for, acceptance of support, warranty, indemnity, or other liability obligations and/or rights consistent with this License. However, in accepting such obligations, You may act only on Your own behalf and on Your sole responsibility, not on behalf of any other Contributor, and only if You agree to indemnify, defend, and hold each Contributor harmless for any liability incurred by, or claims asserted against, such Contributor by reason of your accepting any such warranty or additional liability.

END OF TERMS AND CONDITIONS

Notes

1. <http://cvs.rocksclusters.org>
2. <http://www.globus.org/toolkit/legal/4.0>